


**Congratulations, your manuscript has been  
accepted for publication in Allergy**

**How to correct your galley proofs...**

# What are galley proofs?

## Last chance to correct your paper!

- ❖ Galley proofs are the pre-print version of your article.
- ❖ At this point, your article has undergone all formatting changes and needs your approval.
- ❖ An email with a link to the galley proofs will be sent to you 3-4 weeks after your paper appears online as Early View (accepted article)
- ❖ As the layout of the article has already been set, any major corrections should be minimal to avoid the paper being sent back to the reviewers.



- Correctly spelled author names
- All ORCID iDs are included and correct
- Figures are in colour and of high-quality- Since 2019, all articles are printed in colour free of charge. If needed, you may replace the figures with coloured figures as attachments with a note.
- All comments by production are fully addressed
- References are up-to-date

## Important information required in future grant applications:

- Author affiliations** are up-to-date. Incomplete affiliations may affect your grant application
- Funding source and grant number** are included. Lack of this information might result in difficulties seeking future research grants based on your work.

Full instructions are available at <https://wiley.eproofing.in/Support/Content.html>

## Major points:

- ❖ Although you may use any browser, Chrome is highly recommended.
- ❖ Any corrections should be typed directly in the text as when using Microsoft Word.
- ❖ Remember to save your work as you go along. Do not refresh the page, if you haven't saved your work.

The screenshot displays the Wiley eproofing interface. At the top left is the Wiley logo. A progress bar shows four stages: 1. Proof Initiated, 2. Corresponding Author (current stage), 3. Proof Collator, and 4. Completed. Below the progress bar is a rich text editor with standard formatting tools (bold, italic, underline, text color, background color, link, unlink, list, indent, outdent, undo, redo) and a 'Zoom' dropdown menu. The main text area contains the title 'Prognostic impact of baseline C-reactive protein levels on mortality after transcatheter aortic valve implantation' and the author list: 'Hisato Takagi MD, PhD<sup>1,2,\*</sup> | Toshiki Kuno MD, PhD<sup>3</sup> | Yosuke Hari MD<sup>1,2</sup> | Kouki Nakashima MD, PhD<sup>1,2</sup> | Yujiro Yokoyama MD<sup>4</sup> | Hiroki Ueyama MD<sup>3</sup> | Tomo Ando MD<sup>5</sup> | ALICE (All-Literature Investigation of Cardiovascular Evidence) Group'. Below the author list are five numbered footnotes providing institutional affiliations for each author. On the right side, there is a sidebar with a 'Saved at 7/20/2020 10:48:42 AM (UTC)' timestamp and a list of items: Journal & Article Information, Queries (0), Comments (0), Edits (0), Supplementary Files (6), Attachments (0), and Forms (4). At the top right of the interface are icons for Help, Attach Files, Save, and Submit.

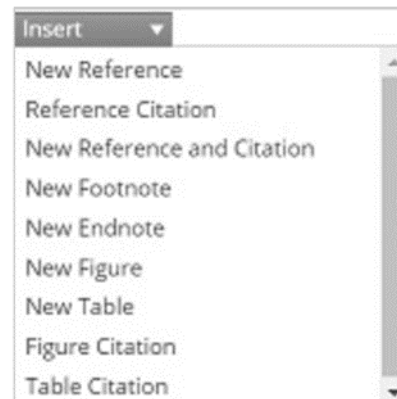
Full instructions are available at <https://wiley.eproofing.in/Support/Content.html>

## Formatting the galley proofs:

❖ Any corrections should be typed directly in the text as when using Microsoft Word.

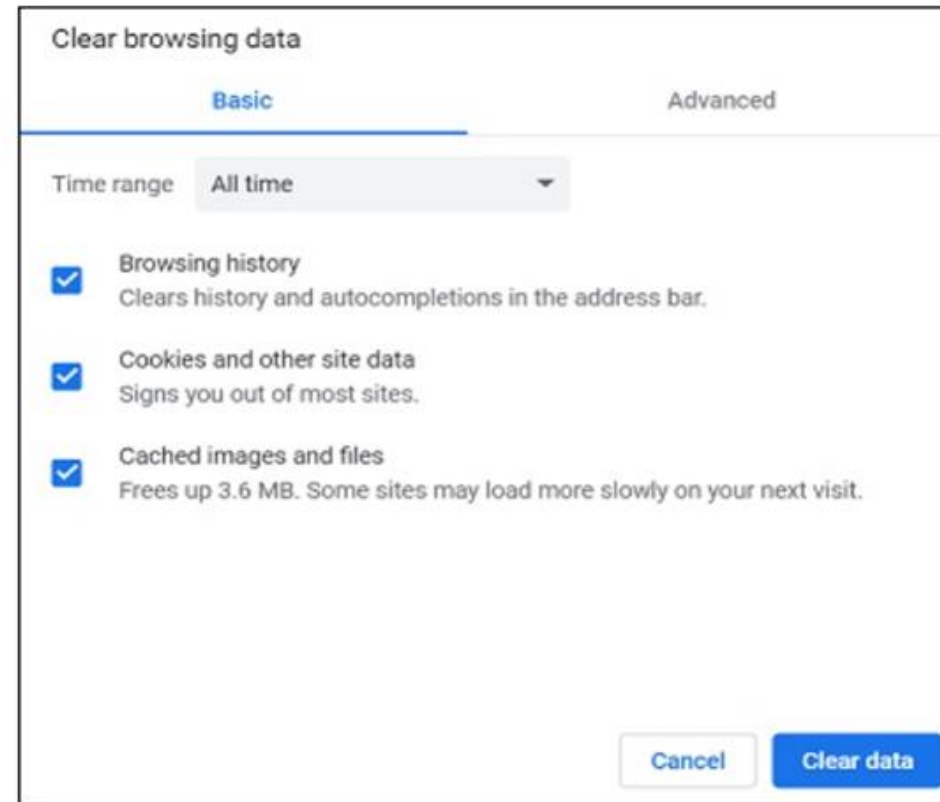


❖ The “insert” function allows you to add new references, figures and tables.



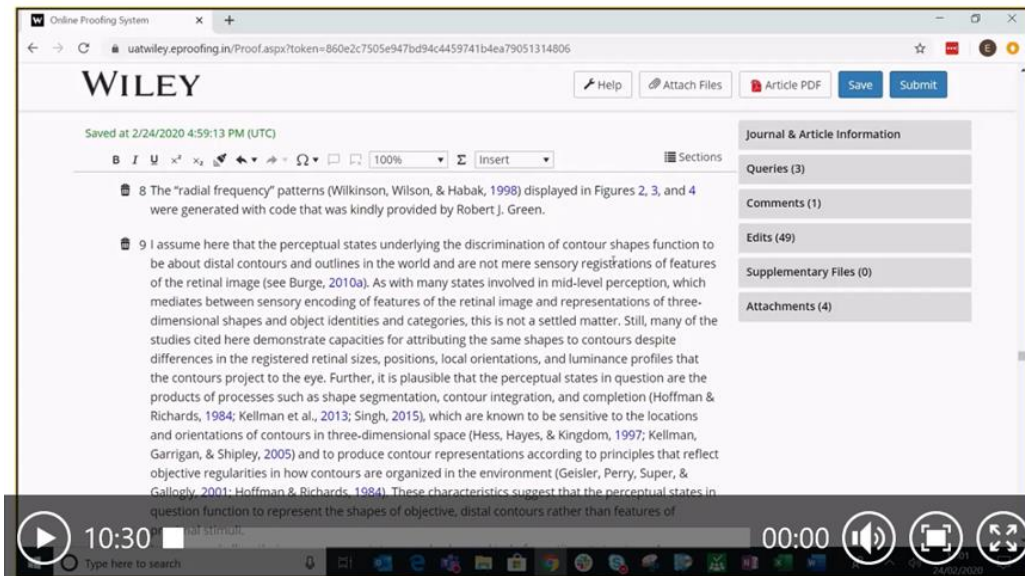
Full instructions are available at <https://wiley.eproofing.in/Support/Content.html>

❖ If you are experiencing software issues, please try clearing the browser cache



Wiley's **video tutorial on galley proofs** is available at <https://wiley.eproofing.in/Support/tutorial.html>

Check-out the help section



Thank you